

# Comprehensive Lake & Pond Assessments

## Understand Your Waterbody Inside and Out

A professional assessment is the first step to achieve a comprehensive view of your waterbody's health. Think of this as a physical for your waterbody. An array of tests are conducted to check its vitals and establish an initial baseline of health.

### Over time, the comprehensive scientific data can be used to:

- Identify root causes of recurring issues
- Predict & prevent the onset of future water quality problems
- Make better informed proactive management decisions
- Achieve more impactful & long-lasting results
- Reduce your environmental footprint and cut management costs

## Waterbody Assessment Packages

A professional assessment is the first step to achieve a comprehensive view of your waterbody's health. Think of this as a physical for your waterbody. An array of scientific tests are conducted to check its vitals and establish an initial baseline of health.

### Premium Waterbody Assessment

Leverage new algae identification methods and advanced laboratory work to predict and circumvent water quality problems while cutting down on long-term costs.

### Enhanced Waterbody Assessment

This essential data can be used to identify underlying problems and tap into the specific needs of your waterbody with custom solutions.

### Water Wellness Check

Gain a baseline understanding of what's happening below the surface of your waterbody.

	Premium Waterbody Assessment	Enhanced Waterbody Assessment	Water Wellness Check
Surface Dissolved Oxygen			
Total Phosphorus			
Total Alkalinity			
pH Reading			
Conductivity			
Turbidity			
Water Column Profile (Dissolved Oxygen and Temperature)			
Total Nitrogen			
Ammonia			
Secchi Reading			
Algae Identification			


\*Water Wellness Check includes surface samples only, while the Enhanced and Premium Waterbody Assessments include surface and bottom samples. Add-ons are available to further customize each package. See page two for details.

## Water Quality Testing Add-Ons

Additional water quality tests are available to further customize any of our three assessment packages. Ask your Aquatic Specialist if these tests should be considered for your waterbody.


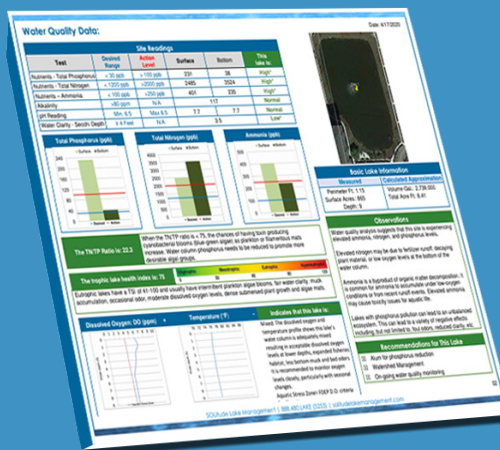
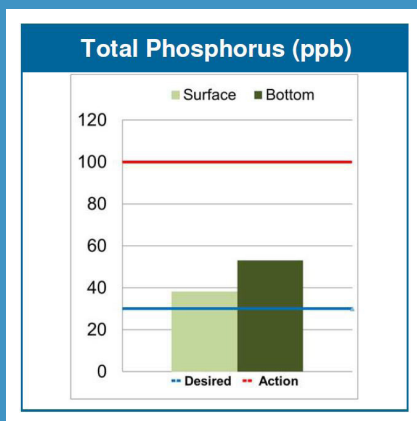
### Additional water quality tests include:

- Apparent Color
- Chloride
- Chlorophyll-a
- Conductivity
- Particulate Organic Matter
- Phosphate, Salinity
- Sediment Organic Matter
- Total Dissolved Solids
- Total Hardness
- Total Iron
- Total Suspended Solids
- True Color and Turbidity



## Lake & Pond Assessment Frequency And Reporting

Lake assessments are accompanied by professional reports that guide the creation of custom management plans. Every 1-2 years, or as needed, tests may be repeated to track changes and identify areas of concern. In addition to minimizing the longer and more costly process of trial and error that is required when information is limited, these reports provide tangible evidence of improved water quality and cost-benefit ratios—so you can ensure your investment is worth it.



## Water Quality Testing Process And Next Steps

Once your assessment package is selected, a trained aquatic specialist will visit your property to take samples and send them to the lab for analysis by water quality biologists. Reports will be delivered via email and one of our experts will follow up to review the results. Based on the analysis, SOLitude will work with you to determine steps that can be taken to address any potential issues and recommend sustainable management solutions including lake and pond aeration, nutrient remediation, and shoreline management to help keep your waterbody healthy and beautiful.